





This page is intentionally blank.

Texas Education Agency  
2020-21 STAAR Performance (TAPR)  
HARRISON LANE EL (220916103) - HURST-EULESS-BEDFORD ISD - TARRANT COUNTY

Due to the cancellation of spring 2020 STAAR, 2021 and 2019 STAAR data are shown.


	School Year	State	District				
--	-------------	-------	----------	--	--	--	--



Texas Education Agency  
 2020-21 STAAR Performance (TAPR)  
 HARRISON LANE EL (220916103) - HURST-EULESS-BEDFORD ISD - TARRANT COUNTY

Due to the cancellation of spring 2020 STAAR, 2021 and 2019 STAAR data are shown.

School Year	State	District	Campus	Grade	Assessment	Score	Scale	Standard Exceeded	Standard Exceeded %	Standard Exceeded Count	Total Score	Scale	Standard Exceeded	Standard Exceeded %	Standard Exceeded Count
2019	72	38.74	0.43	10	ELP	1	1	1	100	1	1	1	1	100	1
2020	72	38.74	0.43	10	ELP	1	1	1	100	1	1	1	1	100	1
2021	72	38.74	0.43	10	ELP	1	1	1	100	1	1	1	1	100	1






Texas Education Agency  
 2020-21 STAAR Performance (TAPR)  
 HARRISON LANE EL (220916103) - HURST-EULESS-BEDFORD ISD - TARRANT COUNTY

Due to the cancellation of spring 2020 STAAR, 2021 and 2019 STAAR data are shown.

School Year	State	District	Campus	African American	Hispanic	White	American Indian	Asian	Pacific Islander	Two or More Races	Special Ed (Current)	Special Ed (Former)	
-------------	-------	----------	--------	------------------	----------	-------	-----------------	-------	------------------	-------------------	----------------------	---------------------	--



Texas Education Agency  
2018-19 Progress (TAPR)  
HARRISON LANE EL (220916103) - HURST-EULESS-BEDFORD ISD - TARRANT COUNTY



Texas Education Agency  
 2020-21 Bilingual Education/English as a Second Language (Current EB Students/EL) (TAPR)  
 HARRISON LANE EL (220916103) - HURST-EULESS-BEDFORD ISD - TARRANT COUNTY

Due to the cancellation of spring 2020 STAAR, 2021 and 2019 STAAR data are shown.

	School Year	State	District	Campus	Total Bilingual Education	BE-Trans Early Exit	BE-Trans Late Exit	BE-Dual Two-Way	BE-Dual One-Way	ALP Bilingual (Exception)	Total ESL	ESL Content-Based	ESL Pull-Out	ALP ESL (Waiver)	EB/EL with Parental Denial	Never EB/EL	Total EB/EL (Current)	Monitored & Former EB/EL
School																		














Total Graduates

By

HispanicT9 1 j FoundJ 1 j d 1 J3.37 43.52 DLA9 Tf 174.96 490.32 Td (Total Graduates)Tj F 0.808 0.855 0.894 rg 0.808 0.855 0.894 RG 0.0 j [[00] 0.0 0 j 523.72 448.7 0.14 12.81 re 62j 48d 1 1 J 1 j [[00] C





Texas Education Agency  
2020-21 CCMR-Related Indicators (TAPR)  
HARRISON LANE EL (220916103) - HURST-EULESS-BEDFORD ISD - TARRANT COUNTY

There is no data for this campus.



Texas Education Agency  
2020-21 Other Postsecondary Indicators (TAPR)  
HARRISON LANE EL (220916103) - HURST-EULESS-BEDFORD ISD - TARRANT COUNTY

There is no data for this campus.

Texas Education Agency  
2020-21 Student Information (TAPR)  
HARRISON LANE EL (220916103) - HURST-EULESS-BEDFORD ISD - TARRANT COUNTY

Student Information	Membership		Enrollment	
	Campus		Campus	
	Count	Percent		

--	--	--	--	--

--	--	--	--	--

--	--	--	--	--


--	--	--	--	--





Texas Education Agency  
 2020-21 Staff Information (TAPR)  
 HARRISON LANE EL (220916103) - HURST-EULESS-BEDFORD ISD - TARRANT COUNTY

Staff Information	----- Campus -----		District	State
	Count/Average	Percent		
Total Staff	62.6	100.0%	100.0%	100.0%
Professional Staff:	52.6	84.0%	68.4%	64.3%
Teachers	42.6	68.1%	54.5%	49.6%
Professional Support	8.0	12.7%	9.7%	10.6%
Campus Administration (School Leadership)	2.0	3.2%	2.8%	3.0%
Educational Aides:	10.0	16.0%	8.0%	10.6%
Librarians and Counselors (Headcount):				
Full-time Librarians	1.0	n/a	25.0	4,290.0
Part-time Librarians	0.0	n/a	0.0	582.0
Full-time Counselors	1.0	n/a	44.0	13,211.0
Part-time Counselors	0.0	n/a	0.0	1,126.0
Total Minority Staff:	17.0	27.2%	31.3%	51.5%
Teachers by Ethnicity:				
African American	3.0	7.0%	6.4%	11.1%
Hispanic	9.0	21.1%	13.7%	28.4%
White	30.6	71.8%	76.1%	56.9%
American Indian	0.0	0.0%	0.7%	0.3%
Asian	0.0	0.0%	2.2%	1.8%
Pacific Islander	0.0	0.0%	0.2%	0.2%
Two or More Races	0.0	0.0%	0.6%	1.2%
Teachers by Sex:				
Males	2.7	6.4%	18.7%	23.8%
Females	39.9	93.6%	81.3%	76.2%
Teachers by Highest Level of Education:				
No Degree				0.2%
Bachelors				83.0%
Masters				15.0%
Doctorate	0.0			0.7%
Teachers by Years of Experience:				
Beginning Teachers	0.0			0.7%



Teachers)Tj ET 0.808 0.855 0.894 rg 0.808 0.81



Texas Education Agency  
2020-21 Staff Information (TAPR)  
HARRISON LANE EL (220916103) - HURST-EULESS-BEDFORD ISD - TARRANT COUNTY